



Youth Heavy Blend™ Crewneck Sweatshirt. 18000B



- 8-ounce, 50/50 cotton/poly
- Double-needle stitching at waistband and cuffs
- 1x1 rib knit collar, cuffs and waistband with spandex

Due to the nature of 50/50 cotton/poly neon fabrics, special care must be taken throughout the printing process.

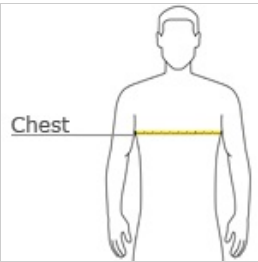


front



back

HOW TO MEASURE




CHEST WIDTH  
Measure under the arm and around the fullest part of the chest with arms down, keeping tape horizontal.


SIZE CHART

	XS	S	M	L	XL
Size	6-8	10-12	14-16	18-20	22-24
Chest	30-32	32-34	34-36	36-38	38-40


COLOR INFORMATION




Black  
PMS 426C




Forest  
PMS 5535C




Maroon  
PMS 7644C




Navy  
PMS 533C



Red  
PMS 199C



Royal  
PMS 7686C



Sport Grey  
PMS COOL GRAY  
7C

\*Not all sizes are available in every color.